

Feature



Temperature Controller



Central controller (Optional)


► Return Air Plenum and Filter Air Standard

Back air return and down air return can be free choice, the long term air filter ensures better air quality.




► Pipe Connecting Direction Free Choice

Right connecting pipe is standard, and left connecting pipe is optional; Left and right drain pipe also can be free choice.



► Adjustable ESP


There are two types ESP can be selected for each mode. Standard (30Pa) /Optional (12 Pa).



*Data Source: AUX Performance Lab,2017.05.04

► External Static Pressure

3 rows and metal fan wheel are standard for A6M series.



Fan Coil Unit

Horizontal Concealed FCU



Specification-50Hz A6 Series

Model	Left (Right)	AFC-200HCL(R)/4BA6	AFC-300HCL(R)/4BA6※	AFC-400HCL(R)/4BA6※	AFC-500HCL(R)/4BA6	AFC-600HCL(R)/4BA6※
Air Volume(H/M/L)	CFM	200/150/100	300/225/150	400/300/200	500/375/250	600/450/300
	m ³ /h	340/255/170	510/382/255	680/510/340	850/638/425	1020/765/510
Cooling Capacity	H/M/L Speed W	1800/1537/1175	2700/2305/1763	3600/3075/2352	4500/3837/2934	5400/4595/3514
Heating Capacity	H/M/L Speed W	2700/2303/1761	4050/3460/2646	5400/4605/3522	6750/5752/4399	8100/6898/5275
External Static Pressure	Pa	Standard (30Pa) / Optional (12 Pa)				
Rows Of Coil		2	2	2	2	2
Noise Level	dB(A)	≤40	≤42	≤44	≤46	≤47
Fan Motor	Fan Quantity	1	2	2	2	2
	Motor Quantity	1	1	1	1	1
	Power Input W	44	59	72	87	108
Water Flow Volume	m ³ /h	0.35	0.61	0.8	0.95	1.08
Hydraulic Resistance	kPa	≤30	≤30	≤30	≤30	≤40
Max.Working pressure	MPa	1.6	1.6	1.6	1.6	1.6
Dimension(WxDxH)	Net mm	694×518×240	894×518×240	894×518×240	1039×518×240	1129×518×240
	Packing mm	715×260×545	915×260×545	915×260×545	1060×260×545	1150×260×545
Net/Gross Weight	kg	12.6/14.6	16.4/18.9	16.8/19.4	18.9/21.9	20.2/23.7
Inlet/Outlet Water Pipe		Rc3/4"(DN20)				
Drain Pipe		R3/4"(DN20)				
Stuffing Quantity(20/40/40H)		256/585/648	192/468/520	192/468/520	176/396/440	160/396/440

Specification-50Hz A6 Series

Model	Left (Right)	AFC-800HCR3/4BA6	AFC-1000HCR3/4BA6	AFC-1200HCR3/4BA6	AFC-1400HCR3/4BA6
Air Volume(H/M/L)	CFM	800/600/400	1000/750/500	1200/900/600	1400/1050/700
	m ³ /h	1360/1020/680	1700/1275/850	2040/1530/1020	2380/1785/1190
Cooling Capacity	H/M/L Speed W	7200/6129/4687	9000/7665/5862	10800/9189/7027	12600/10719/8197
Heating Capacity	H/M/L Speed W	10800/9186/7025	13500/11485/8783	16200/13774/10533	18900/16066/12286
External Static Pressure	Pa	Standard (30Pa) / Optional (12 Pa)			
Rows Of Coil		3	3	3	3
Noise Level	dB(A)	≤48	≤50	≤52	≤54
Fan Motor	Fan Quantity	3	4	4	4
	Motor Quantity	1	1	1	1
	Power Input W	156	174	212	253
Water Flow Volume	m ³ /h	1.39	1.56	1.92	2.6
Hydraulic Resistance	kPa	≤40	≤40	≤40	≤50
Max.Working pressure	MPa	1.6	1.6	1.6	1.6
Dimension(WxDxH)	Net mm	1319×518×240	1619×518×240	1719×518×240	1909×518×240
	Packing mm	1340×260×545	1640×260×545	1740×260×545	1930×260×545
Net/Gross Weight	kg	26/30	31.3/35.8	33.4/38	35.6/41.1
Inlet/Outlet Water Pipe		Rc3/4"(DN20)			
Drain Pipe		R3/4"(DN20)			
Stuffing Quantity(20/40/40H)		144/306/340	117/260/290	117/252/280	108/216/240

Note:

1. Relevant EU standards and legislation: EN14511; EN14825; EN50564; EN12102; (EU) No 811:2013; (EU) No 813:2013; OJ 2014/C 207/02:2014.
2. Outdoor air temperature 7°C DB, 85% R.H.; EWT 30°C, LWT 35°C.
3. Outdoor air temperature 7°C DB, 85% R.H.; EWT 47°C, LWT 55°C.
4. Outdoor air temperature 35°C DB; EWT 23°C, LWT 18°C.
5. Outdoor air temperature 35°C DB; EWT 12°C, LWT 7°C.
6. Seasonal space heating energy efficiency class tested in average climate conditions.
7. Test standard: EN12102-1
8. Sound pressure level is the maximum value tested under the two conditions of Notes2 and Notes5.

Remarks:

1. Data from AUX lab, Data may change according to test surroundings, AUX reserves right of explanation on data
2. All specifications are subject to change by the manufacturer without prior notice