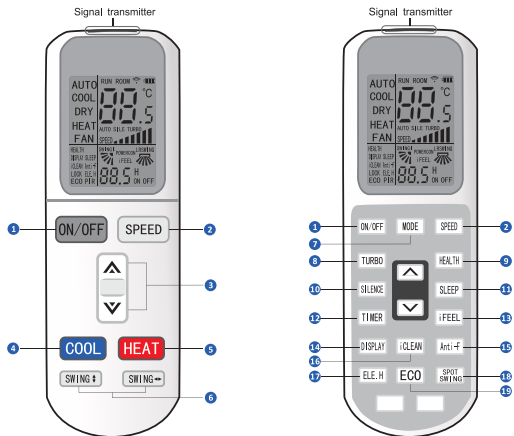


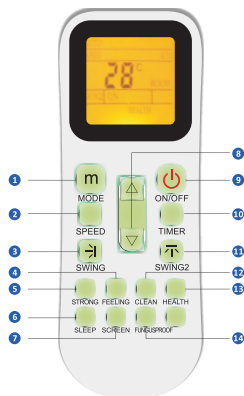
# Remote Controller

YK-L



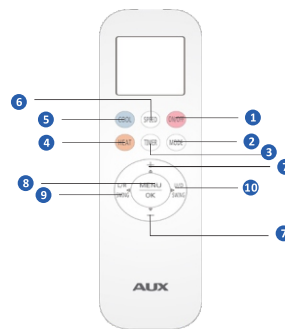
- 1 ON/OFF
- 2 Fan Speed Setting HIGH/MED/LOW/AUTO
- 3 Temperature-Setting /Timer Range Setting
- 4 Cooling Mode
- 5 Heating Mode
- 6 Vertical Swing/Horizontal Swing
- 7 Mode Setting AUTO/COOL/DRY/HEAT/FAN
- 8 Turbo Wind
- 9 Health Function
- 10 Silence Function
- 11 Sleep Function
- 12 Timer On/Off
- 13 I Feel Function
- 14 LED Display On/Off
- 15 Anti-fungus Function
- 16 Clean Function
- 17 Auxiliary Electric Heating
- 18 Spot Swing
- 19 Economic Function

YK-K



- 1 Mode Setting AUTO/COOL/DRY/HEAT/FAN
- 2 Fan Speed Setting HIGH/MED/LOW/AUTO
- 3 Vertical Swing
- 4 Feeling Function
- 5 Strong Wind
- 6 Sleep Function
- 7 LED Display On/Off
- 8 Temperature-Setting /Timer Range Setting
- 9 ON/OFF
- 10 Timer On/Off
- 11 Horizontal Swing
- 12 Clean Function
- 13 Health Function
- 14 Fungusproof Function

YK-T



- 1 ON/OFF
- 2 Mode Setting AUTO/ COOL/ DR/ HEAT/ FAN
- 3 Time On/Off
- 4 Heating Mode
- 5 Cooling Mode
- 6 Fan Speed Setting Low/Mid/High/Turbo/Auto
- 7 Temperature-Setting /Timer Range Setting
- 8 MENU & OK Button
- 9 L/R SWING Button
- 10 U/D SWING Button

## Function

### 1. Background light

The background light allows users to operate the device in a dark room. The device lights up when a button is pressed, and turns off when a given operation is completed.

### 2. Addresses setting

Besides the machine's auto addressing function, users can set the indoor unit's address on the remote controller YK-L.

## Specifications

Model	YK-L	YK-K
Dimension (WxHxD) (mm)	52x160x25(max)	50x140x28.5(max)
Power(V)	3V(1.5V×2)	3V(1.5V×2)