


PFFY-P VLEM-E

INDOOR UNITS - Floor standing unit



CITY MULTI

Ideal for...

A free floor standing unit ideal for perimeter zones. A compact unit for easy conditioning even in the perimeter area. The 220mm deep body (8-11 / 16in.)

Can be easily installed in the perimeter area to achieve effective conditioning in this area as well.

Compact unit

A compact unit offering a simple solution for conditioning perimeter zones. The compact unit, measuring just 220 mm in depth (8-11/16"), is easily installable in perimeter areas to ensure effective conditioning performance in these zones too.


Cooling dehumidification function

The electronic dehumidifier function uses cooling to dehumidify the air. The compact unit, measuring just 220 mm in depth, is easily installable in perimeter areas to ensure effective conditioning performance in these zones too.

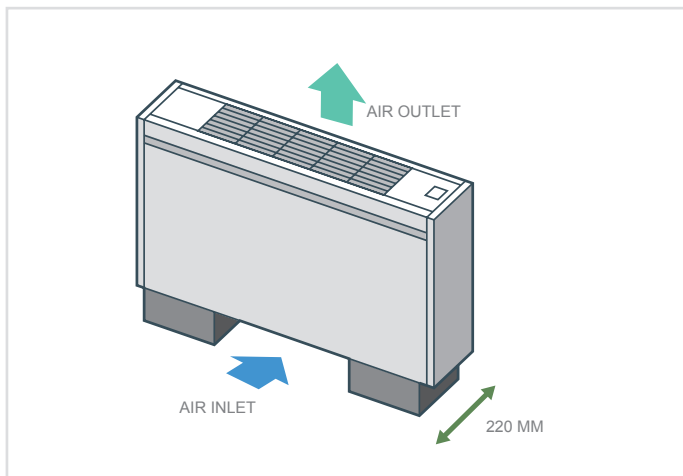
Characteristics of PFFY-P VLEM-E

- Standardised design with simple lines.
- Suitable for all spaces, from offices and shops to hospitals.
- May be equipped with a water vapour impermeable membrane humidifier system.
- Features a specific concealed housing for stowing a remote control unit out of sight.

REMOTE CONTROLLER CAN BE BUILT-IN



MA remote controller PAR-33MAA(G) can be installed.





Key Technologies

Technical specifications

MODEL			PFFY-P20VLEM-E	PFFY-P25VLEM-E	PFFY-P32VLEM-E	PFFY-P40VLEM-E	PFFY-P50VLEM-E	PFFY-P63VLEM-E
Power			A single-phase, 220-240V, 50Hz / a single-phase, 208-230V, 60Hz					
Capacity in cooling mode*1		kW	2.2	2.8	3.6	4.5	5.6	7.1
		Btu/h	7500	9600	12300	15400	19100	24200
Capacity in heating mode*1		kW	2.5	3.2	4.0	5.0	6.3	8.0
		Btu/h	8500	10900	13600	17100	21500	27300
Power consumption	Cooling	kW	0.04 / 0.06	0.04 / 0.06	0.06 / 0.07	0.065 / 0.075	0.085 / 0.09	0.1 / 0.11
	Heating	kW	0.04 / 0.06	0.04 / 0.06	0.06 / 0.07	0.065 / 0.075	0.085 / 0.09	0.1 / 0.11
Current	Cooling	A	0.19 / 0.25	0.19 / 0.25	0.29 / 0.30	0.32 / 0.33	0.40 / 0.41	0.46 / 0.47
	Heating	A	0.19 / 0.25	0.19 / 0.25	0.29 / 0.30	0.32 / 0.33	0.40 / 0.41	0.46 / 0.47
External finish			Acrylic paint (5Y 8/1)					
Dimensions HxLxW		mm	630x1050x220	630x1050x220	630x1170x220	630x1170x220	630x1410x220	630x1410x220
Net weight		kg	23	23	25	26	30	32
Heat exchanger			Cross fins (aluminium fins and copper piping)					
Fan	Type x Quantity		Sirocco x 1	Sirocco x 1	Sirocco x 1	Sirocco x 2	Sirocco x 2	Sirocco x 2
	Air flow	m³/min	5.5-6.5	5.5-6.5	7.0-9.0	9.0-11.0	12.0-14.0	12.0-15.5
		l/s	92-108	92-108	117-150	150-183	200-233	200-258
		cfm	194-230	194-230	247-318	318-388	424-494	424-547
Static external pres.	Pa	0	0	0	0	0	0	
Motor	Type		Single-phase induction motor					
	Power output	kW	0.015	0.015	0.018	0.030	0.035	0.050
Air filter			Polypropylene honeycomb fabric (washable)					
Refrigerant pipe diameter	Gas (swaged)	mm	ø12.7	ø12.7	ø12.7	ø12.7	ø12.7	ø15.88
	Liquid (swaged)	mm	ø6.35	ø6.35	ø6.35	ø6.35	ø6.35	ø9.52
Local drain pipe diameter			D.I. 26 (1) <Accessory pipe O.D. 27 (upper end: O.D. 20)>					
Sound pressure*2*3*4		dB(A)	34-40	34-40	35-40		38-43	40-46

*1 For heating/cooling capacity, the maximum value with the unit operating in the following conditions is given.
 Cooling: indoor 27°C (81°F) DB/19°C (66°F) WB, outdoor 35°C (95°F) DB. Heating: indoor 20°C (68°F) DB, outdoor 7°C (45°F) DB.
 *2 Air flow/noise levels given for operation in low-high modes.
 *3 Measurement point: 1m x 1m, Power: 240V AC/50Hz:
 1dB(A) less with 230V AC/50Hz.
 2dB(A) less with 220V AC/50Hz.
 3dB(A) less with measurement point at 1.5 m x 1.5 m.
 *4 Measured in anechoic chamber.