

PLFY-M VEM-E

INDOOR UNITS - 4-way cassette 900x900



CITY MULTI

Ideal for...

New design of 4-way cassette VEM model suits most commercial applications thanks to its elegance and style. Its peculiar features are horizontal flow function, individually settable vanes and possibility to install 3D i-see sensor for top environment comfort control.

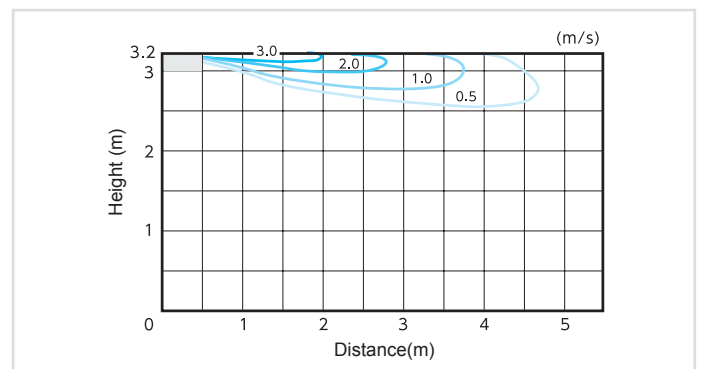

3D i-see sensor: Temperature sensor

3D i-see sensor is able to detect temperature distribution inside the room, making it possible to direct airflow to those areas which generally receive less air, making them more uncomfortable (too cold or too hot) for users.



Horizontal flow

This new indoor unit is capable of handling five vane positions, making it possible to achieve horizontal flow that spreads across the ceiling, maximizing the Coanda effect. This allows to avoid, if needed, direct airflow to users in the room, which can sometimes be uncomfortable.






Key Technologies

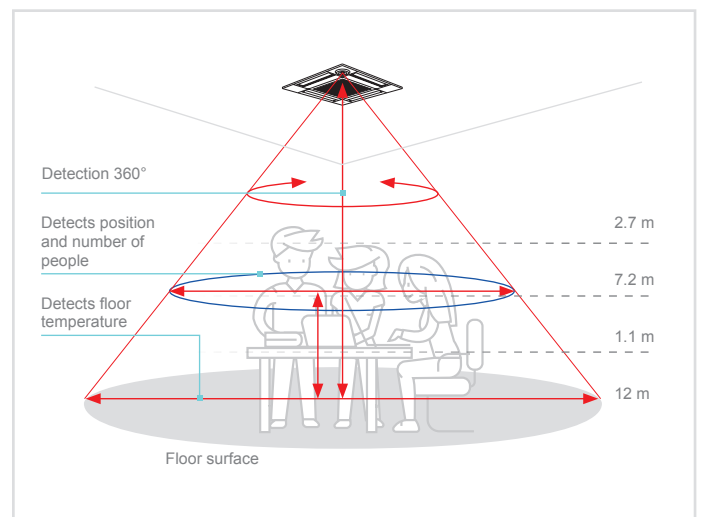
3D i-see sensor: Direct/Indirect flow function

Optional 3D i-see sensor allows to detect and count users in the environment and their position. User can set either Direct or Indirect flow to occupied areas, with single control on four vanes.




3D i-see sensor: Energy saving

3D i-see sensor features allow to optimize comfort conditions and at the same time achieve energy saving. Thanks to the occupancy sensor the unit is able to automatically handle and reduce power output accordingly to users actually being present in the room or in certain areas of it. This feature is particularly helpful in those environments in which occupancy varies significantly during the day.



Panel and control

The unit is supplied with PLP-6EA panel which does not include signal receiver. This component (PAR-SE9FA-E) can be installed as a corner accessory, as well as 3D i-See Sensor (PAC-SE1ME-E). The unit is compatible with all wired MA and ME remote controls and, if equipped with signal receiver, wireless remote controls. New PAR-SL101A-E is compatible with PLFY-M VEM, and presents numerous new features, such as weekly timer, backlit display, 0,5°C temperature setting and monitoring, as well as functions for 3D i-see sensor (optional).



Simplified installation

Thanks to new temporary panel supports maintenance and installation operation are now easier for field technicians.



Also, panel weight has been reduced by 20% thanks to a new design.



A simple loosening of support screws allows the removal of the control box and corner accessories.



Technical specifications			PLFY-M20VEM-E	PLFY-M25VEM-E	PLFY-M32VEM-E	PLFY-M40VEM-E	PLFY-M50VEM-E
MODEL							
Power			A single phase, 220-240V 50Hz / a single phase, 200V 60Hz				
Capacity in cooling mode*1		kW	2.2	2.8	3.6	4.5	5.6
		Btu/h	7500	9600	12300	15400	19100
Capacity in heating mode*1		kW	2.5	3.2	4.0	5.0	6.3
		Btu/h	8500	10900	13600	17100	21500
Power consumption	Cooling	kW	0.03	0.03	0.03	0.03	0.03
	Heating	kW	0.03	0.03	0.03	0.03	0.03
Current	Cooling	A	0.31	0.31	0.32	0.32	0.32
	Heating	A	0.24	0.24	0.25	0.25	0.25
External finish(Munsel No.)	Unit	Galvanized steel plate					
	Grille	Nr. Munsel (1.0Y/9.2/0.2) (Bianco)					
Dimensions (HxLxW)	Unit	mm	258x840x840	258x840x840	258x840x840	258x840x840	258x840x840
	Grille	mm	40x950x950	40x950x950	40x950x950	40x950x950	40x950x950
Net weight	Unit	kg	19	19	19	19	19
	Grille	kg	5	5	5	5	5
Heat exchanger			Cross fin (Al/Cu)				
Fan	Type x Quantity	Turbo fan x 1					
	Air flow*2	m³/min	12-13-14-15	12-13-14-15	13-14-15-16	13-14-15-17	13-14-16-18
		l/s	200-217-233-250	200-217-233-250	217-233-250-267	217-233-250-283	217-233-267-300
Static ext.l pressure	Pa	0	0	0	0	0	
Motor	Type	DC Motor					
	Power output	kW	0.050	0.050	0.050	0.050	0.050
Air filter			Polypropilene honeycomb fabric				
Refrigerant pipe diameter	Gas (swaged)	mm	Ø 12.7	Ø 12.7	Ø 12.7	Ø 12.7	Ø 12.7
	Liquid (swaged)	mm	Ø 6.35	Ø 6.35	Ø 6.35	Ø 6.35	Ø 6.35
Local drain pipe diameter	Grille		O.D.32	O.D.32	O.D.32	O.D.32	O.D.32
Sound pressure*2*3		dB(A)	24-26-27-29	24-26-27-29	26-27-29-31	26-27-29-31	26-27-29-31

Technical specifications			PLFY-M63VEM-E	PLFY-M80VEM-E	PLFY-M100VEM-E	PLFY-M125VEM-E
MODEL						
Power			A single phase, 220-240V 50Hz / a single phase, 200V 60Hz			
Capacity in cooling mode*1		kW	7.1	9.0	11.2	14.0
		Btu/h	24200	30700	38200	47800
Capacity in heating mode*1		kW	8.0	10.0	12.5	16.0
		Btu/h	27300	34100	42700	54600
Power consumption	Cooling	kW	0.03	0.05	0.07	0.11
	Heating	kW	0.03	0.05	0.07	0.11
Current	Cooling	A	0.36	0.50	0.67	1.06
	Heating	A	0.29	0.43	0.60	0.99
External finish(Munsel No.)	Unit	Galvanized steel plate				
	Grille	Nr. Munsel (1.0Y/9.2/0.2) (Bianco)				
Dimensions (HxLxW)	Unit	mm	258x840x840	258x840x840	298x840x840	298x840x840
	Grille	mm	40x950x950	40x950x950	40x950x950	40x950x950
Net weight	Unit	kg	21	21	24	24
	Grille	kg	5	5	5	5
Heat exchanger			Cross fin (Al/Cu)			
Fan	Type x Quantity	Turbo fan x 1				
	Air flow*2	m³/min	14-15-16-18	14-17-20-23	20-23-26-29	22-26-30-35
		l/s	233-250-267-300	233-283-333-383	333-383-433-483	367-433-500-583
Static ext.l pressure	Pa	0	0	0	0	
Motor	Type	DC Motor				
	Power output	kW	0.050	0.050	0.120	0.120
Air filter			Polypropilene honeycomb fabric			
Refrigerant pipe diameter	Gas (swaged)	mm	Ø 15.88	Ø 15.88	Ø 15.88	Ø 15.88
	Liquid (swaged)	mm	Ø 9.52	Ø 9.52	Ø 9.52	Ø 9.52
Local drain pipe diameter	Grille		O.D.32	O.D.32	O.D.32	O.D.32
Sound pressure*2*3		dB(A)	28-29-30-32	28-31-34-37	34-37-39-41	35-39-42-45

*1 Cooling/Heating capacity is the maximum value measured in the following conditions.

Cooling: indoor 27°C (81°F) DB/19°C (66°F) WB, outdoor 35°C (95°F) BS. Heating: indoor 20°C (68°F) DB, outdoor 7°C (45°F) DB/6°C (43°F) WB.

*2 High-mid1-mid2-low setting

*3 Measured in anechoic chamber with 230V power supply.

Optional parts	DESCRIPTION
PAC-SE1ME-E	Corner 3D I-see Sensor for PLFY-M VEM-E
PLP-6EALM	Panel with wireless remote controller